







**Technical data:**

PARAMETER:	AR-220 model
Frame:	steel – powder-coated
Support:	Mesh material
Total width:	73 cm
Backrest width:	65 cm
Height:	59 cm
Depth:	47 cm
Thickness after folding:	8 cm
Libra:	2.8 kg
Maximum user weight	120 kg

**SYMBOLE:**

								
Wyrób medyczny	Zapoznaj się z instrukcją	Producent	Wyrób spełnia wymagania UE	Ostrzeżenie	Nr dato / serii	Data produkcji m-c/rok	Nadaje się do recyklingu	Selektywna zbiórka odpadów

**WARRANTY CARD**  
The card must be accompanied by proof of purchase

<b>Sale date</b>	<b>Seller's stamp and signature</b>
<b>Purchase invoice number</b>	
<b>LOT No</b>	

1. ARMEDICAL Sp. z o. o. 42-520 Dąbrowa Górnicza, al. Zwycięstwa 75 hereby grants a 12-month warranty for the products covered by this document. The warranty period is counted from the date of purchase of the product by the User. The warranty is valid only in the territory of the Republic of Poland.
2. During the warranty period, ARMEDICAL Sp. z o. o. undertakes to make the necessary repairs in order to restore the product to proper functioning within 14 days from the date of receipt of the complained goods.
3. ARMEDICAL Sp. z o. o. reserves the right to replace the product with a defect-free one if it considers that the repair costs make it unprofitable.
4. If it is found that the product is not functioning properly, please immediately contact the point of purchase or send it to the manufacturer's address.
5. The warranty does not cover damage caused by mechanical factors, e.g. cutting the backrest material or its mechanical tearing, e.g. by pulling, upholstery or damage to the frame as a result of falling from a height. The warranty does not cover the subject of sale in terms of wear and tear elements during normal use, i.e. scratches, scratches on frame elements, abrasion of the backrest material.
6. The warranty does not cover if the back support is used contrary to its intended use or in accordance with the operating instructions, or if the user exceeds the maximum permissible load specified by the manufacturer.
7. The warranty does not cover defects resulting from unauthorized repairs, modifications or design changes to the product made by the User or other unauthorized persons.
- 8. The warranty is valid only with the proof of purchase and this warranty card.**
9. Complaints should be submitted only in the form of a written complaint protocol specifying the type of defects found and the circumstances in which the defect was discovered. In case of failure to comply with the conditions for filing complaints specified in this manual, the guarantor's liability is excluded. **The advertised product must be in proper hygienic condition.**



**USER MANUAL  
WARRANTY CARD**

**BACK SUPPORT**

MODEL: AR-220



**ARMEDICAL Sp. z o.o.**  
al. Zwycięstwa 75, 42-520 Dąbrowa Górnicza, Polska  
tel.fax: +48 32 261 71 36, +48 783 001 111  
www.armedical.pl, e-mail: biuro@armedical.pl





## USER MANUAL - BACK SUPPORT

### Ladies and Gentlemen,

Thank you for purchasing our product, we value the trust you have placed in us. We have made every effort to ensure that our equipment meets your expectations, we hope that it will significantly facilitate the daily care of the patient, improving the comfort and rehabilitation process of the bedridden person. Before use, please read this user manual and strictly follow the safety regulations. Please keep this manual, which also serves as a warranty card.

### Intended use of the product:

The support is an auxiliary and rehabilitation device intended for people who are lying down, have problems with standing upright or have trouble maintaining a sitting position on their own. It allows you to maintain a semi-sitting position without the need for help from third parties. It is a dual-function product, as an auxiliary agent, it greatly facilitates everyday care of the patient, e.g. feeding, giving drinks, and hygiene activities. As a rehabilitation product, it enables passive upright positioning by gradually accustoming the circulatory system to a sitting position and prevents the effects of long-term lying down. Thanks to the stepwise, 5-step adjustment, it allows you to adjust the appropriate angle of inclination to the individual needs and capabilities of the person lying down. Very durable, flexible and airy mesh material guarantees extraordinary comfort of use and prevents the back from sweating in the area adjacent to the backrest. It significantly improves the comfort of the patient and those caring for him.

### ⚠️ Contraindications:

Contraindications to upright position (sitting position), lack of trunk stabilization. Movement coordination and balance disorders, labyrinth problems, spinal instability. Intellectually limited people should not use the product without the supervision of a guardian.

### Usage data:

Maximum patient weight ensuring safe use of the support – **120 kg**

### ⚠️ Notes and warnings:

To avoid an accident, please:

1. Check whether the frames and backrest material do not have any visible mechanical damage (e.g. during transport)
2. Check whether all mounting screws (4) and (5) of the backrest and base are securely tightened
3. Check whether the support has both rails with pawls (8)
4. Check whether the backrest support frame (7) wedges in the rails with pawls (8) preventing it from moving. Checking whether the latches in the latch rails (8) are set parallel to each other, the individual notches are at the same "height"

### ⚠️ To avoid injuries:

1. It is necessary to check the technical condition and stability of the product before use, including: all screwed elements, i.e. individual frame elements (1), (6), (7), rails with pawls (8) as well as the solidity of attaching the backrest material (3) to the backrest frame (1).
2. The backrest support frame (7) must be firmly locked in the ratchet rails (8) in a specific position (depending on the degree of inclination of the support). It must "pop" into the notches of the rails with pawls (8) in a way that completely prevents it from moving.
3. The support base (6) must rest with its entire surface on the patient's bed and cannot be partially supported. Use on a bed only in a horizontal position, after making sure that the support will not move under the influence of the body weight of the person leaning on it. The user must lean exactly on the center of the backrest (NOT on the edge of the backrest frame (1)). Your head should rest on the head pillow (2).
4. Be especially careful when using it, do not tilt it suddenly to the right or left.
5. It is forbidden to lean against the support violently.
6. **The maximum load specified by the Manufacturer must not be exceeded. RISK OF ACCIDENT!!!**
7. It is recommended that the user leans on the support under the protection of third parties.

### Maintenance method:

Clean with a damp cloth using gentle detergents, e.g. soap - then dry. DO NOT use gasoline or solvents. Store in dry rooms. DO NOT use abrasive products!

### Troubleshooting:

If you encounter problems, please review this chapter. If this does not help, please contact the sales or service point. **Repairing the product yourself is FORBIDDEN!!! This may result in an accident.**

#### I. The back support is not stable.

- a. Are the support frames (1), (6), (7) screwed together securely? If not, screw them securely with screws (4) and (5).
- b. Is the backrest support frame (7) firmly in place, "pressed" into the tabs of the ratchet rails (8)? If not, push it in until it is completely stuck.
- c. Is the backrest support frame (7) in the same inclination position for both pawl rails (8)? If not, set it to the same position on both sides.
- d. Are the ratchet rails (8) securely screwed to the base frame (6)? If not, tighten them securely.
- e. Is the product still unstable despite proper disassembly and firm tightening of all elements with mounting screws? If not, please contact your point of purchase. DO NOT USE A BACK SUPPORT!!!

### Incidents:

Every **serious** incident related to the device should be reported to the manufacturer, the Office for Registration of Medicinal Products, Medical Devices and Biocidal Products.


### Utilization:

A product that is no longer suitable for further use should be disposed of in accordance with local environmental regulations regarding product disposal.

### Cessation of use of the product:

In case of visible mechanical damage or material wear, stop using the product.

## COMPONENTS/UTILITY ELEMENTS



### Preparation for use

1. Remove the back support from the cardboard or foil packaging. The product removed from the packaging does not require assembly before first use.
2. First, check the technical condition of the product in accordance with point **Notes and warnings**.
3. Place on the floor or directly at the top of the patient's bed (behind the back). Grab the backrest frame (1) and unfold the support as shown in the photo above. Place the backrest support frame (7) in the ratchet rails (8) in the desired position. Attach the head pillow (2) to the correct position (velcro fastening). When unfolded, the support must look exactly as in the photo above.

**Alternatively, please consult your doctor, rehabilitator or point of sale for detailed instructions on appropriate use.**

### End of use:

1. Fold the support and place it in a place where it will not be exposed to mechanical damage or moisture.

### Cleaning and storage:

1. In case of dirt, follow the "Maintenance method" section of this manual.

**THANK YOU FOR CHOOSING AND PURCHASING OUR PRODUCT**