



USER MANUAL - WARRANTY CARD

AR-607 Foot-shin brace, two-chamber - low. Walker Dual Comfort AR-608 Foot-shin brace, two-chamber - high. Walker Dual Comfort

Ladies and Gentlemen,

Thank you for purchasing our product, we value the trust you have placed in us. We have made every effort to ensure that our product meets your expectations. We hope that it will significantly contribute to improving comfort and the correct process of postoperative and conservative treatment of foot and ankle injuries. It will be a product that will significantly facilitate everyday life despite the process of treating an injury/trauma. Before use, please read this instruction manual. The possibility of using the product must be consulted with a specialist. Correct application is essential for your safety and full functionality of the product.

Product application: Foot and shin brace, two-chamber **Walker Dual Comfort** is designed for people with foot and ankle injuries. It provides protection and stabilization in the case of soft tissue injuries around the ankle, 2nd and 3rd degree sprains, bone fractures, follow-up treatment of stable fractures around the ankle and metatarsus. It is also used in the case of a stretched or torn Achilles tendon and to provide postoperative stabilization. It is an excellent alternative to traditional plaster immobilization, significantly improving the comfort of use. Thanks to the use of two independent air chambers, individually pumped with two independent pumps, it guarantees ideal adjustment of compression to the patient's medical condition, reducing the possibility of hematomas and swelling. It guarantees the possibility of regular visual assessment of the injury and maintaining the limb in a proper hygienic condition. Thanks to the ultra-light construction **Walker Dual Comfort** does not burden the limb, and the soft pneumatic lining used guarantees high comfort of use. The method of putting on is on the back of this manual.

Product properties: Panel construction made of ultra-light material, attachable front panel increases comfort of putting on and using. Panels with cut-out holes guaranteeing proper air circulation. Profiled, comfortable side edges to reduce pressure on the calf. Equipped with a system of circumferential belts to individually adjust the stabilization force. Pneumatic lining made of delicate material, preventing abrasions, equipped with two independent pumps. Anti-slip sole with a specially designed shape supporting a natural and stable walk. Sole equipped with an air cushion "on the heel" absorbing energy, to reduce shocks and increase comfort of use.

Individually adjustable toe guard included.

Technical parameters: **Weight:** from 700g depending on size **Color:** gray **Universal for right and left leg.**

Contraindications and recommendations: Do not use in the case of open wounds, skin lesions, such as abrasions, bruises, rashes, trophic changes, eczema and skin ulcers. Do not use in the case of open or unstable fractures. Do not use the orthosis after previously applying ointments or gels. warming. People with sensory disorders and diabetics must be regularly monitored by a specialist while using the orthosis. Before use, it is absolutely necessary to contact a specialist, rehabilitator or physiotherapist.

Notes and warnings: In order to avoid accidents, special care should be taken when moving on wet or slippery surfaces. The product must be properly fitted, i.e. all circumferential straps must be securely fastened, and the air chambers must be properly inflated to ensure proper stabilization - using an unfastened orthosis may result in an accident! In the event of numbness or pain symptoms within the orthosis, immediately contact a specialist, rehabilitator or physiotherapist. Do not over-inflate the air chambers, as this may lead to bruising, swelling, or pain in the limb that is too tightly compressed. Skin changes should be monitored, and if they occur, the air level in the chambers should be reduced. In order for the product to function properly, it must be properly sized. The duration of use of the product is closely related to the type and nature of the dysfunction and is determined by a specialist, rehabilitator or physiotherapist. **Preparation for use:** Remove the orthosis from the packaging. Follow the illustrated and descriptive instructions for use (on the back) of this manual. **End of Use:** After use, deflate the pneumatic lining and fasten the circumferential straps in the correct positions. Store the orthosis in a dry place away from fire and sharp objects. Do not leave the orthosis in direct sunlight (especially when inflated), as the increase in air temperature inside (and therefore pressure) may cause the pneumatic lining to burst.

Maintenance method: The lining should be cleaned with a sponge lightly dampened in warm water with a mild detergent, e.g. soap, avoiding excessive wetting. Remember to rinse well, as soap residues can cause skin irritation. Do not bleach, do not dry clean, do not wring, do not scrub. Dry away from artificial heat sources, do not dry with a dryer. Dry flat. Do not iron. Clean the body with a damp cloth. **Utilization:** A product that is no longer suitable for use must be disposed of in accordance with local environmental regulations regarding product disposal.

Discontinuation of use of the product: In case of visible mechanical damage or material wear, stop using the product.

Every serious incident related to the product should be reported to the manufacturer, the Office for Registration of Medicinal Products, Medical Devices and Biocidal Products.

WARRANTY CARD:

Proof of purchase must be attached to the card.

Sale date	Seller's stamp and signature
NHF order number	
Lot No. (LOT)	

1. ARMEDICAL Sp. z o.o 42-520 Dąbrowa Górnicza, al. Zwycięstwa 75, hereby grants a customary 12-month warranty for the products covered by this document. In the event of introducing the product to the public funds refund system, the manufacturer grants an 18-month warranty period. The warranty period is counted from the date of purchase of the product by the User. The warranty is valid only in the territory of the Republic of Poland Polish.
2. During the warranty period, ARMEDICAL Sp. z o. o. undertakes to make the necessary repairs in order to restore the product to its proper condition. functioning within 14 days from the date of receipt of the complained goods.
3. ARMEDICAL Sp. z o. o. reserves the right to replace the product with a defect-free one if it considers that the repair costs make it unprofitable.
4. If you notice that the product is not functioning properly, please immediately contact the point of purchase or send it to the manufacturer's address.
5. The warranty does not cover damage caused by mechanical factors, such as forcible tearing of the valve, cutting of the lining material and circumferential tapes or damage to the orthosis as a result of its fall from a height, kicking into a hard obstacle. The warranty does not cover the item of sale in terms of wear and tear elements during normal use, such as scratches, scuffs, abrasion of the sole.
6. The warranty does not cover the use of the orthosis in a manner inconsistent with its intended use or in a manner inconsistent with the instructions for use, or failure to comply with the point "method of maintenance". Excessive moisture and leaving in a humid room may cause the material to become moldy.
7. The warranty does not cover defects resulting from unauthorized repairs, alterations or structural changes to the product performed by the User or other unauthorized persons.
8. The warranty is valid only with proof of purchase and this warranty card.
9. Complaints should be submitted exclusively in the form of a written complaint protocol specifying the type of defects found together with the circumstances in which the defect was discovered. Failure to comply with the terms of submitting complaints specified in this instruction excludes the guarantor's liability.

SYMBOLS:



Wyrób
medyczny



Zapoznaj
się z
instrukcją



Producent



Wyrób spełnia
wymagania
UE



Ostrzeżenie



Nr dato /
serii



Data produkcji
m-c-rok



Nadaje
się do
recyklingu



Selektywna
zbiórka
odpadów



ARMEDICAL Sp. z o.o.

al. Zwycięstwa 75, 42-520 Dąbrowa Górnicza, Polska
tel.fax: +48 32 261 71 36, +48 783 001 111
www.armedical.pl, e-mail: biuro@armedical.pl



AR-607 Foot-shin orthosis, two-chamber - low.

Walker Dual Comfort


AR-608 Foot-shin orthosis, two-chamber - high.

Walker Dual Comfort

Installation instructions

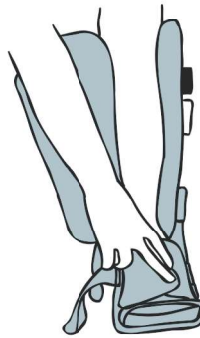


1.



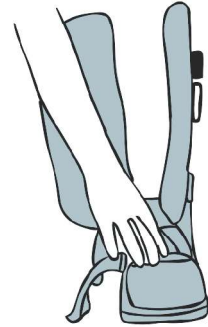
Unfasten the Velcro, remove the plastic front panel and then open the foam padding by unfastening the Velcro. Place the foot and leg in the orthosis.

2.




Start by fastening the foot section of the lining.

3.



Adjust the "shoe" by putting on the toe cover. Please note that the toe cover is removable, attached with Velcro.

4.



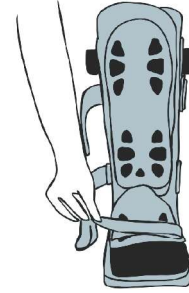
Fasten the calf section of the foam padding.

5.



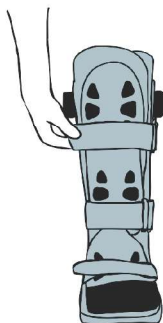
Reinstall the plastic front panel.

6.



First, fasten the Velcro strap across the top of the foot. Pass the end of the strap through the plastic D-ring and pull to the desired strap tension.

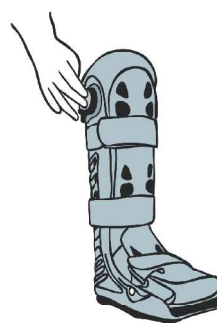
7.



Repeat the same step for the middle and upper* calf straps.

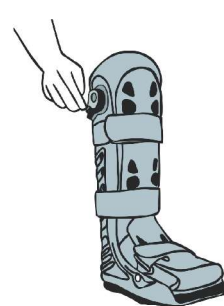
** concerns high orthosis*

8.



Press the pump (right and left) to inflate the air cells to the desired level of patient stability and comfort.

9.



To release air or deflate the air chambers, press the release valve until the air is released.

WARNING READ - Warning!!!

This product is intended for use only under the supervision of a physician. If you experience any pain, swelling, skin changes, changes in sensation or any unusual symptoms while using the brace, consult your physician immediately.